



CleanFreak® Endoscope Cleaning Sponge with Enzymatic Cleaner

*Instructions for use.
Read carefully prior to use.*

INTENDED USE

The CleanFreak Endoscope Cleaning Sponges with Enzymatic Cleaner are used to safely remove debris from the outside surface of flexible endoscopes.

WARNINGS AND PRECAUTIONS

Never transfer a used cleaning sponge from one endoscope to another endoscope. Debris can be retained in the sponge and cause cross-contamination, which could result in patient complications. The cleaning sponges are single use only.






DIRECTIONS FOR USE

1. Remove sponge from packaging.
2. Fill a basin with 300 ml to 500 ml of water in order to properly dilute the detergent in the CleanFreak Dry Imbibed Sponge.
3. Squeeze and agitate sponge until a lather starts to form. The enzymatic cleaner is low foaming and does not require excessive foaming to function.
4. Use the sponge to wipe down the soiled endoscope. Rewet the sponge as needed
5. Thoroughly rinse the endoscope.

PRODUCT DISPOSAL

After use, this product may be a potential biohazard. Handle and dispose of the product in accordance with accepted medical practice and applicable local, state and federal laws and regulations.

DESCRIPTION OF SYMBOLS USED ON LABELS

	Non-Sterile
	Consult Instructions for Use
	Do Not Re-Use
	Not Made with Natural Rubber Latex
	Use By Date (YYYY-MM-DD)

Medovations, Inc.
102 E Keefe Ave.
Milwaukee, WI 53212 USA
800.558.6408
414.265-7620
Fax 414.265.7628
medo@medovations.com
www.medovations.com

Made in the U.S.A.
*CleanFreak® and Medovations® are registered trademarks of
Medovations, Inc.*